

# Peregrine Radama Fast Flight™ Mode

## SET-UP INSTRUCTIONS



### WHAT YOU'LL NEED:

- Fast Flight™ Footprint
- Radama tent's rainfly and poles
- 4 Jake's Foot adapters (included with footprint)

Setting up your Peregrine Radama in Fast Flight™ Mode allows for you to erect the Radama with only its rainfly, Fast Flight™ Footprint, and poles. Excluding the inner tent provides a lightweight option for when weight really matters.

**STEP 1:** Spread out the Fast Flight™ Footprint on the ground, making sure that the plastic hooks on the corners are facing up.

**STEP 2:** Attach the Jake's Foot adapters to the corners of the Fast Flight™ Footprint by attaching the footprint's plastic hook to the middle bar inside the adapter (Figure A). Make sure that the end with the paracord is pointed outward and that the opening of the ball-cavity is facing up. The Jake's Foot adapters are found inside the velcro pocket that is attached to the footprint's built-in stuff sack.

**STEP 3:** Stake down the four corners of the Fast Flight™ Footprint. Staking the floor out first makes set up easier.

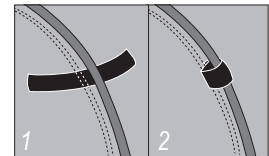
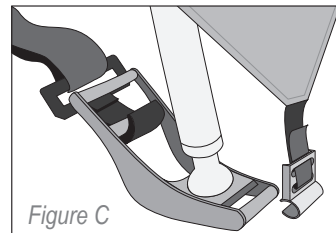
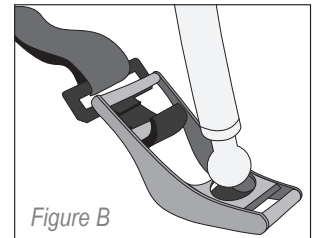
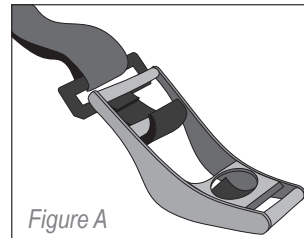
**STEP 4:** Insert the ball-ends of the assembled poles into the ball-cavity of the Jake's Foot adapters (Figure B). Let the arched poles lay flat on the ground.

**STEP 5:** Spread out the rainfly over the footprint and poles. Attach the corners of the rainfly to the Jake's Foot adapters by connecting the rainfly's plastic hook to the outside bar of the Jake's Foot (Figure C).

**STEP 6:** Rise up the middle of the arched poles so that they are holding up the rainfly. Secure the poles in place by wrapping the Velcro tabs on the rainfly around the poles (Figure D).

**STEP 7:** Stake down the rainfly. For additional stability, use the guy lines on key points of the rainfly to secure to stakes, rocks, or trees.

**STEP 8:** Enjoy a dry night of camping.



### PEREGRINE RADAMA WARRANTY AND SERVICE

Peregrine offers a lifetime warranty against defects in materials and workmanship. We will repair for a nominal charge damage due to accident and normal wear and tear. We do not cover damage due to improper use, improper care, accidents or the expected natural breakdown of materials over extended time. All product returned to Peregrine must be cleaned. Dirty products will be returned to you for cleaning.

Distributed by Liberty Mountain 800-366-2666 <http://libertymountain.com>